

# Nuki Smart Lock System Diagram



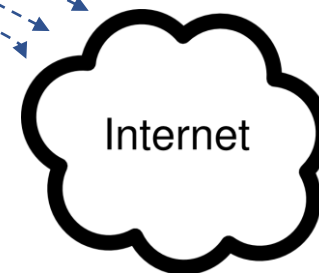
**Nuki Web**

- Admin & Logging

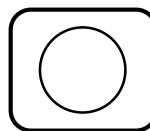


**Smartphone**

- Remote access control & monitoring
- Connected to internet via Wi-fi or carrier data services

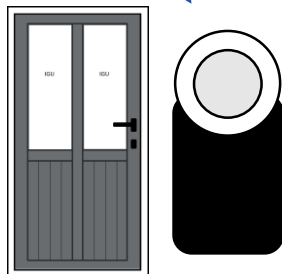


## Optional Component



**Nuki Bridge**

- Smart geo-fencing
- Remote control & monitoring
- Mains powered
- Bluetooth connected to Smart Lock
- Wi-fi connected to internet



**Nuki Smart Lock**

- Automatically rotates keyed cylinder
- User can manually rotate keyed cylinder
- Bluetooth connected to Smartphone, Bridge and Fob
- 4x AA powered
- No external components
- External physical key access still possible

## Optional Component



**Smartwatch**

- Proximity access
- Wirelessly connected to Smartphone



**Smartphone**

- Proximity access
- Bluetooth connected to Smart Lock
- Nuki App for system control



**Nuki Fob**

- Proximity access
- Bluetooth connected to Smart Lock
- 1x CR2032 powered

## Optional Component

## Required Components

- Nuki Smart Lock and a Smartphone.
- Upgraded door locking hardware. Please specify Maco Z-TA hardware.
- Upgraded cylinder. Please specify dual key cylinder.
- Euro to NZ power adaptor.
- Additional key cut as 1 key is required inside the Smart Lock.

## System Access for Techos

- API
- IFTTT
- HTTP-API
- Bluetooth API